

PVC STRIP DOORS

Mounting Hardware

HEADER MOUNT ~

Standard hardware option is mounted underneath the lintel and between the jambs of the doorway. Works well in both exterior or interior door openings and in conjunction with roll up doors.

WALL MOUNT~

Best for situations where the load is close to the top of the door opening. The hardware mounts just above the door opening allowing access to the full height of the door without excessive pressure on the strips.

SLIDING MOUNT~

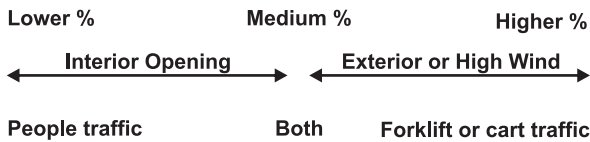
The sliding mount hardware allows the strip curtain to slide clear of the opening. Available in single slide, bi-passing, and bi-parting.

STAND OFF BRACKET MOUNT ~

This hardware is designed to mount around existing door tracks and other obstructions. Available in 12", 18", and 24" projections. Requires additional 12" of side room.

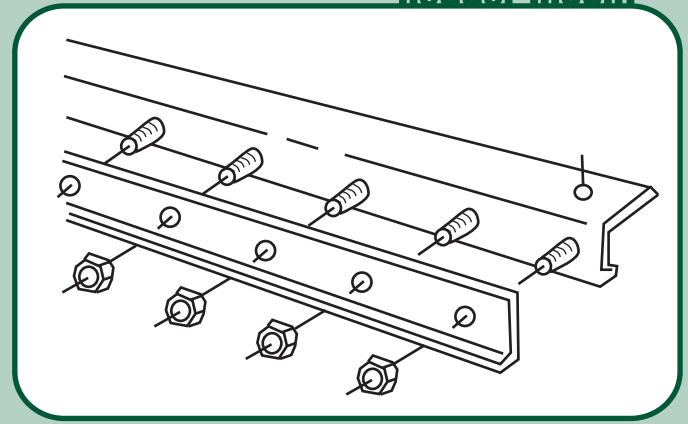
RECOMMENDED SIZE (width) OF GATEWAY'S PVC TO BE USED IN THE INSTALLATION OF DOORS.

DOOR HEIGHT	STRIP SIZE TO USE
0 - 8' high	8" wide strip
8' - 14' high	12" wide strip
14' - 20' high	16" wide strip
20' and higher	16" wide reinforced strip

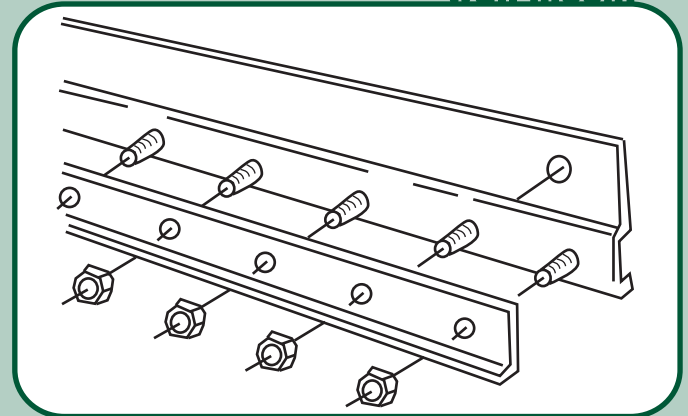


Strip Width	% of Overlap	Inches of Overlap
8"	50%	2"
8"	100%	4"
12"	33%	2"
12"	66%	4"
12"	100%	6"
16"	25%	2"
16"	50%	4"
16"	75%	6"
16"	100%	8"

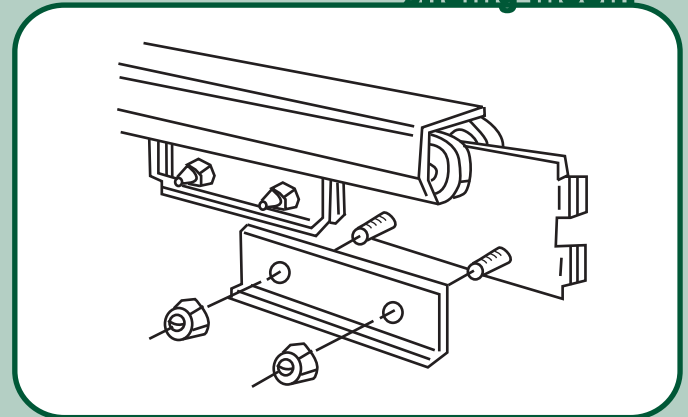
header mount



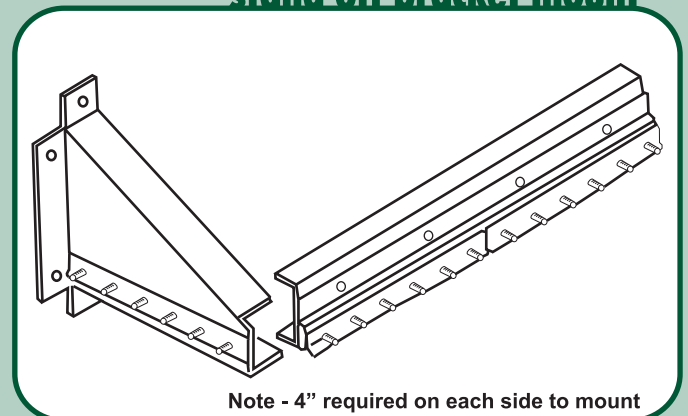
wall mount



sliding mount



stand off bracket mount



Note - 4" required on each side to mount